


IDENTIFYING YOUR PIG



Materials

- Pencils
- Construction paper
- Hole punches

Mathematics Frameworks

Number and Number Relations

<u>K-4</u>	<u>5-8</u>
N-4-E	N-4-M
N-5-E	N-5-M
N-6-E	N-7-M
N-8-E	

DIRECTIONS

Background

The use of marks is one of the most popular ways of permanent pig identification. This is best done soon after birth so accurate records can be kept about the pig's parentage, birth weights, medications, etc. One popular method of identification is ear notching.

Notching provides a permanent ID system, individual identity for all animals and is an inexpensive means of identification.



The notches in each ear have different meanings. The right ear is used for the litter mark. All pigs in the same litter must have the same ear notches. There are five locations for these notches

and their numerical values are 1, 3, 9, 27 and 81, the number values are added. The right ear is on the pig's own right. The left ear is used for notches to show individual pig number in the litter. Each pig in the litter will have different notches in the left ear. There are three locations for these notches, and their numerical values are 1, 3, and 9, the number values are added. The left ear is the pig's own left. There may only be a maximum of two notches per numerical value.

See the back of this sheet for a notch key, sample and a pattern for you to copy for each student.


Procedure

1. Review sample ear notches with the students. Give each student a sheet of construction paper with a pig face outline. Students will cut out their pig face.
2. Give each student a litter number and an individual pig number. Using a pencil have the students draw the ear notches on their pig's ears. Students should have a partner check their calculations.
3. Once students are sure their ear notches are correct, they should use a hole punch and notch their pig's ears.



Litter 4, Pig 1

Litter Mark: The right ear is used for the litter mark. All pigs in the same litter must have the same ear notches in this ear. The right ear is on the pig's own right.



Litter 15, Pig 7

Individual Pig Marks: The left ear is used for notches to show individual pig number in the litter. Each pig will have different notches in this ear.

