

THE BEAN BOOK: SEED STRUCTURE



Materials

- Sample book
- Construction paper copies from the attached masters:
 - embryo – green paper
 - seed leaves – white paper
 - seed coat – brown paper
- Stapler
- Scissors

DIRECTIONS


Objective

After participating in a seed dissection activity, students will write a small book describing the three main parts of a seed.

Background

This project can be done by the art teacher or the regular classroom teacher for both science and language skills. By completing the book, students will have strong reinforcement of the dissection activity.

Final assembly:



When they take the work home, the lesson will be further reinforced as they go over the book with their parents and other family members.

Procedure

1. Project or put on a blackboard the following text for the book:

Page 1: The soybean has a cover called the seed coat. It protects the seed.

Page 2: Inside the seed coat there are two seed leaves. They hold food.

Page 3: A baby plant is hidden between the seed leaves. It is called the embryo.

Page 4: Students will label the parts of the embryo with arrows indicating the leaves, stem, and root.


Page 5: Every kind of seed has three parts:

Page 6: 1) stored food, 2) embryo and 3) seed coat.

2. Students will cut out the book parts and assemble as shown in sample.
3. Starting with inside cover, students will number the pages 1 through 6. The embryo does not get a number.
4. Students will use posted or projected text to complete the book as indicated.
5. Each student will title their book and write title and author boldly on the book's cover.
6. Students may add additional pictures or decorations.
7. Review ideas from seed dissection lesson. Ask students if their book is fiction or non-fiction. Discuss the differences.

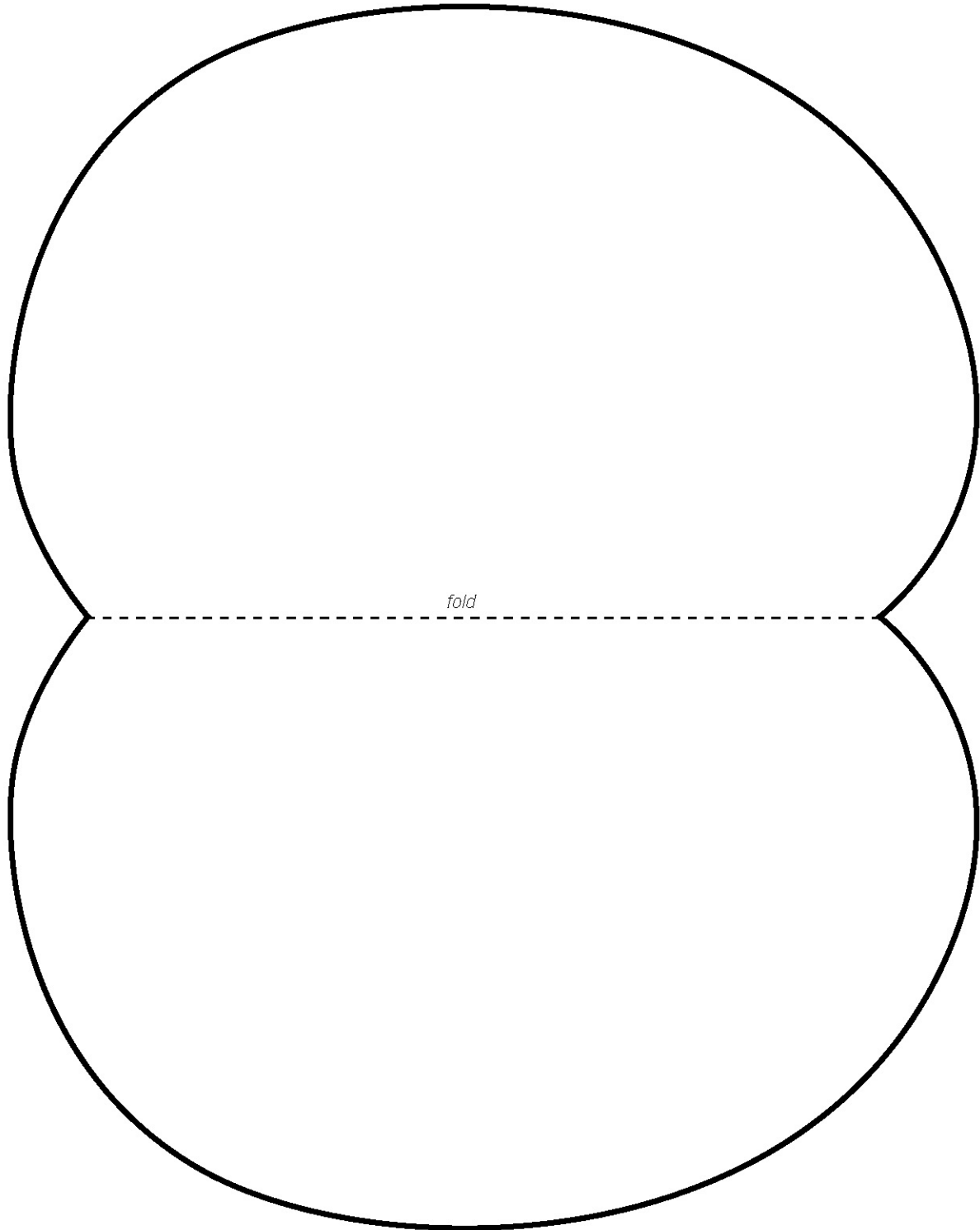
THE BEAN BOOK EMBRYO PATTERN

Copy onto green construction paper. Cut out, or have students cut out, one set of leaves per student.



THE BEAN BOOK SEED LEAVES PATTERN

Copy onto white construction or index paper. Each student gets one of these patterns.



THE BEAN BOOK SEED COAT PATTERN

Copy onto brown construction paper. Each student gets one of these patterns.

